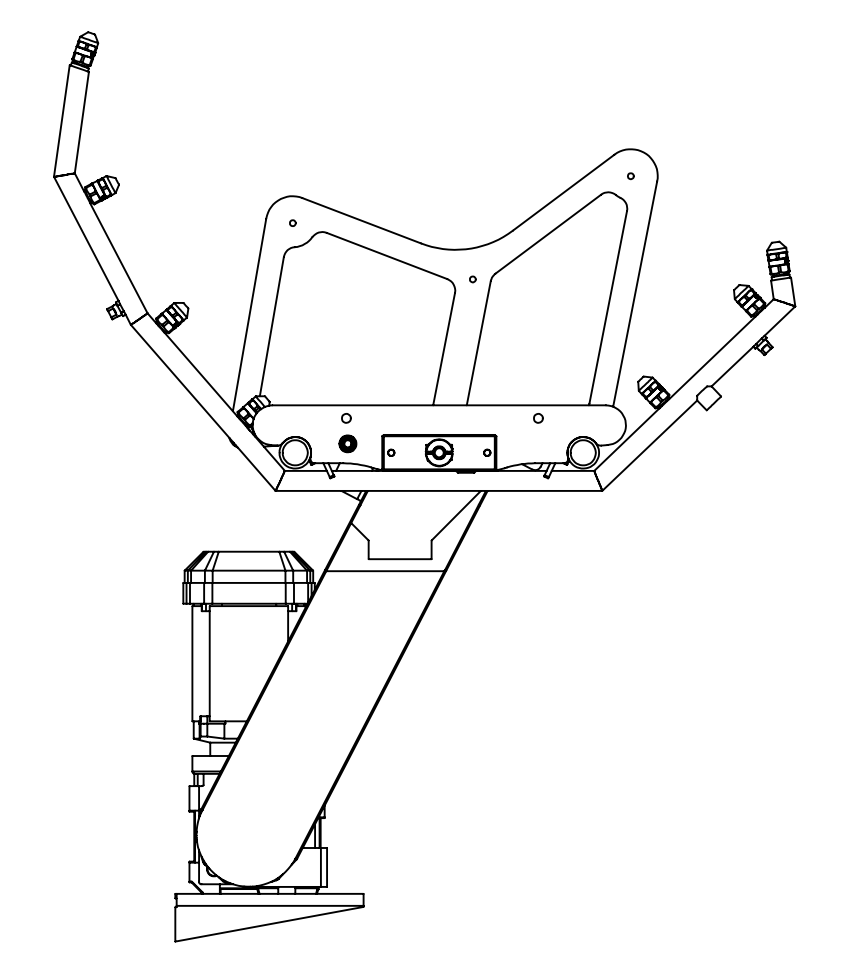
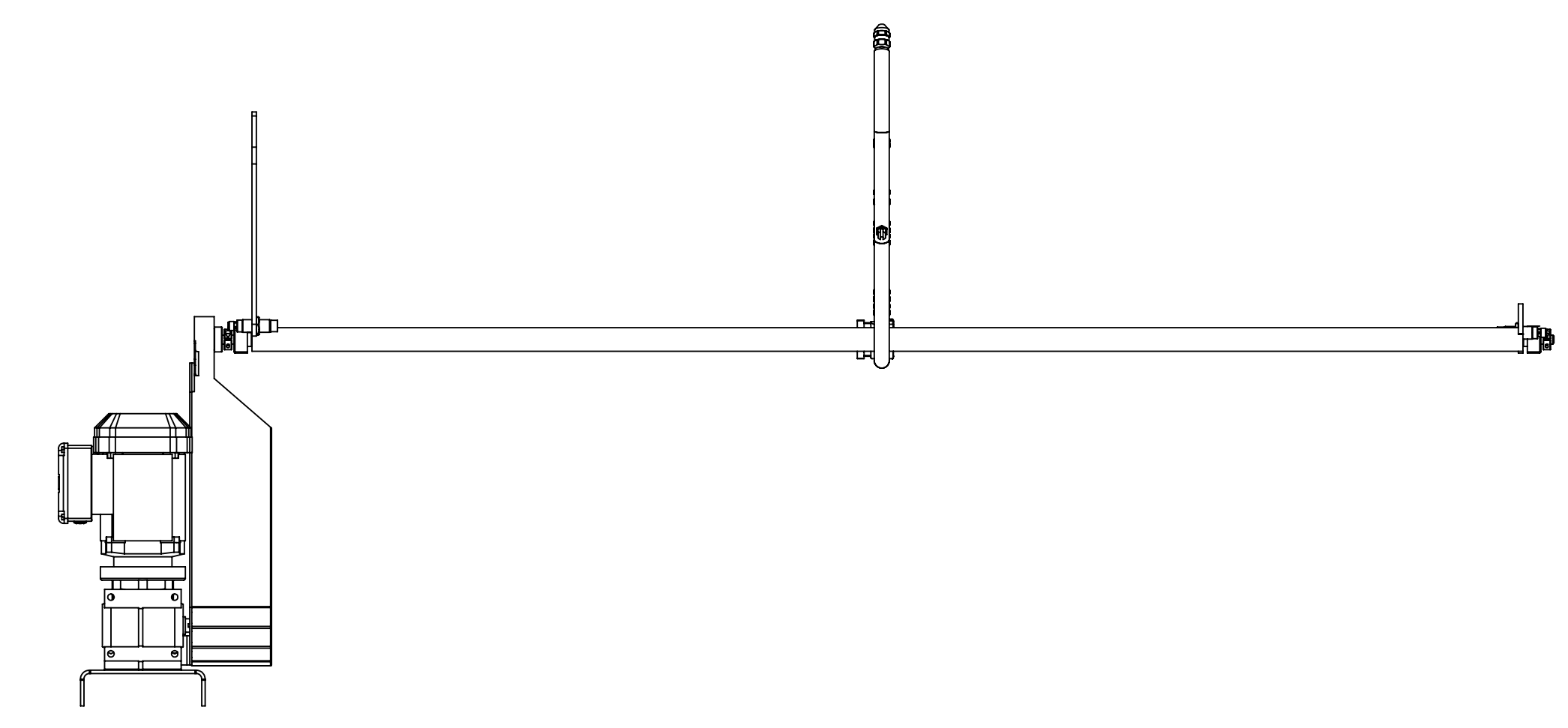
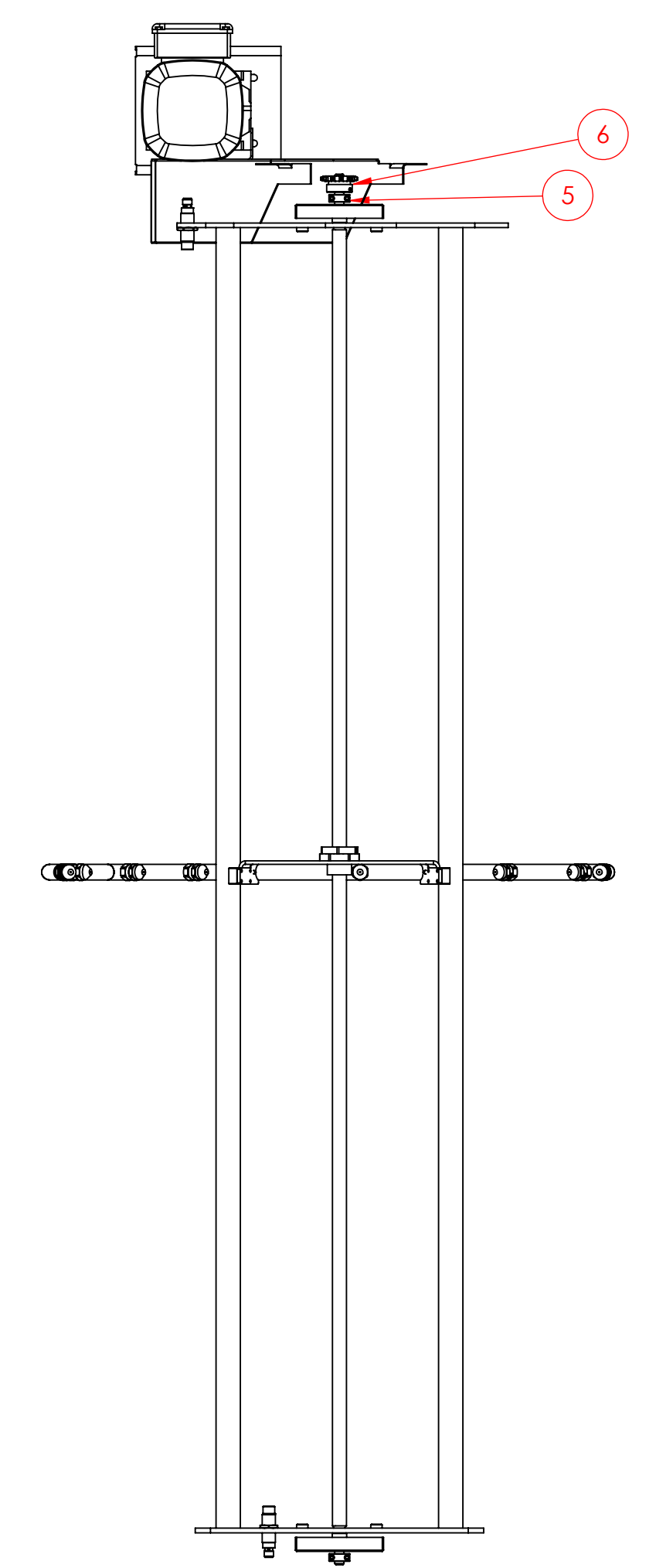
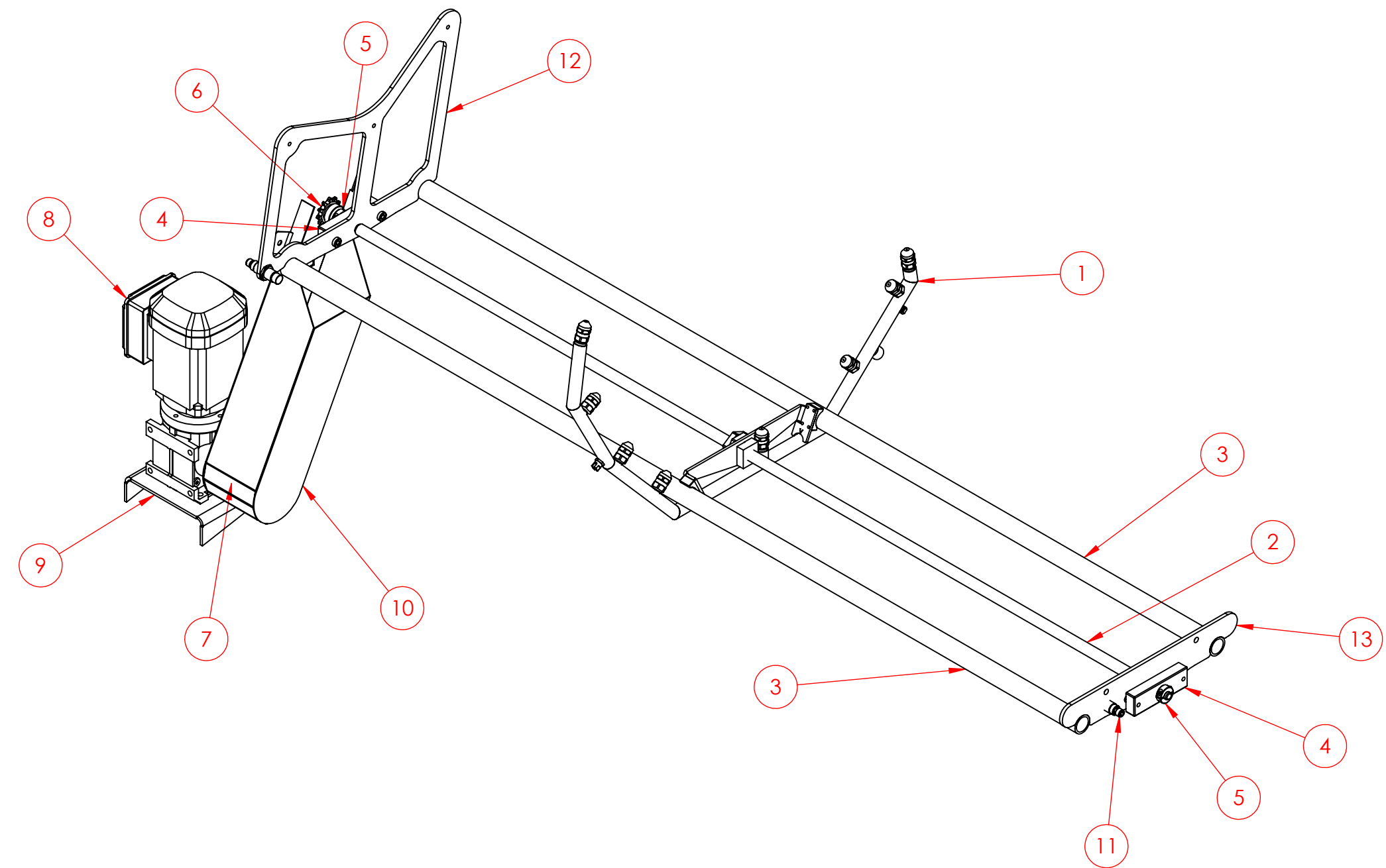


TAB #	BED LENGTH (REG/LONG)	ITEM # 2 PART NUMBER	ITEM # 3 PART NUMBER	ITEM # 12 PART NUMBER	ITEM # 13 PART NUMBER
-01	REGULAR	30-40584-01-5	30-40582-01-5	50-59583-01-5	50-59584-01-5
-02	REGULAR	30-40584-01-5	30-40582-01-5	NOT INCLUDED	NOT INCLUDED
-03	LONG	30-40584-02-5	30-40582-02-5	50-59583-01-5	50-59584-01-5
-04	LONG	30-40584-02-5	30-40582-02-5	NOT INCLUDED	NOT INCLUDED

REVISIONS			
REV.	[ECO]/[QUOTE] - DESCRIPTION	DATE	BY



ALL ITEMS SHIP LOOSE

ITEM NO.	QTY.	PARTNO	DESCRIPTION
13	1	50-59584-01-5	DISCHARGE TEMPLATE ASSY, 2920 CIP
12	1	50-59583-01-5	INFEED TEMPLATE ASSY, 2920 CIP
11	2	40-43516-09-9	SWITCH, PROX INDUCTIVE 20-140 VAC/DC NO
10	1	20-28730-01-5	CHAIN COVER, CIP 2920
9	1	30-40585-01-5	MOTOR BRACE, 2920 CIP
8	1	40-43265-66-9	GMTR, 0.50HP 90 266/460 3 60C US
7	1	30-32761-31-1	SPROCKET, 40 B .75" BORE, 11 TEETH
6	1	40-41594-01-1	SPROCKET, 40 B .50" BORE, 11 TEETH
5	2	40-44692-01-5	SHAFT COLLAR, CLAMPING TWO-PIECE .5" ID
4	2	30-40428-01-9	BEARING BLOCK, SCREW SUPPORT INFEED, CIP PROTO
3	2	30-40582-01-5	PIPE SUPPORT, 2920 CIP
2	1	30-40584-01-5	ACME THREADED ROD, 2920 CIP
1	1	50-59582-01-5	SPRAY BAR ASSY, 2920 CIP

MATERIAL:

APPROVALS	DATE
DRAWN: --	XX/XX/XX
CHECKED: --	

THIS DRAWING & INFORMATION CONTAINED IS CONFIDENTIAL & EXCLUSIVE PROPERTY OF VANMARK EQUIPMENT. THIS DOCUMENT & ITS CONTENTS MAY NOT BE REPRODUCED OR DISCLOSED IN WHOLE, OR IN PART, WITHOUT EXPRESS WRITTEN CONSENT OF VANMARK EQUIPMENT.

UNLESS OTHERWISE SPECIFIED DIMENSIONS ARE IN INCHES TOLERANCES ARE:
 FRACTIONS DECIMALS ANGLES
 ±1/16 X.XX ±0.03 ±0.1
 X.XXX ±0.015

DO NOT SCALE DRAWING

VANMARK EQUIPMENT, LLC.
 300 INDUSTRIAL PARKWAY - CRESTON, IA - 50801
 PH: 740-201-0004 www.vanmarkequipment.com

DESCRIPTION:
LOWER CIP ASSY

SIZE	PDM 2019	DRAWING NUMBER
D		50-59586

SCALE: 1:8 SHEET 1 OF 2